



Finance Committee Resource Allocation Campus Update FY16-17

FRIDAY, APRIL 8, 2016

SUMMARY

1) RECAP

2) FUNDING

METHODOLOGY

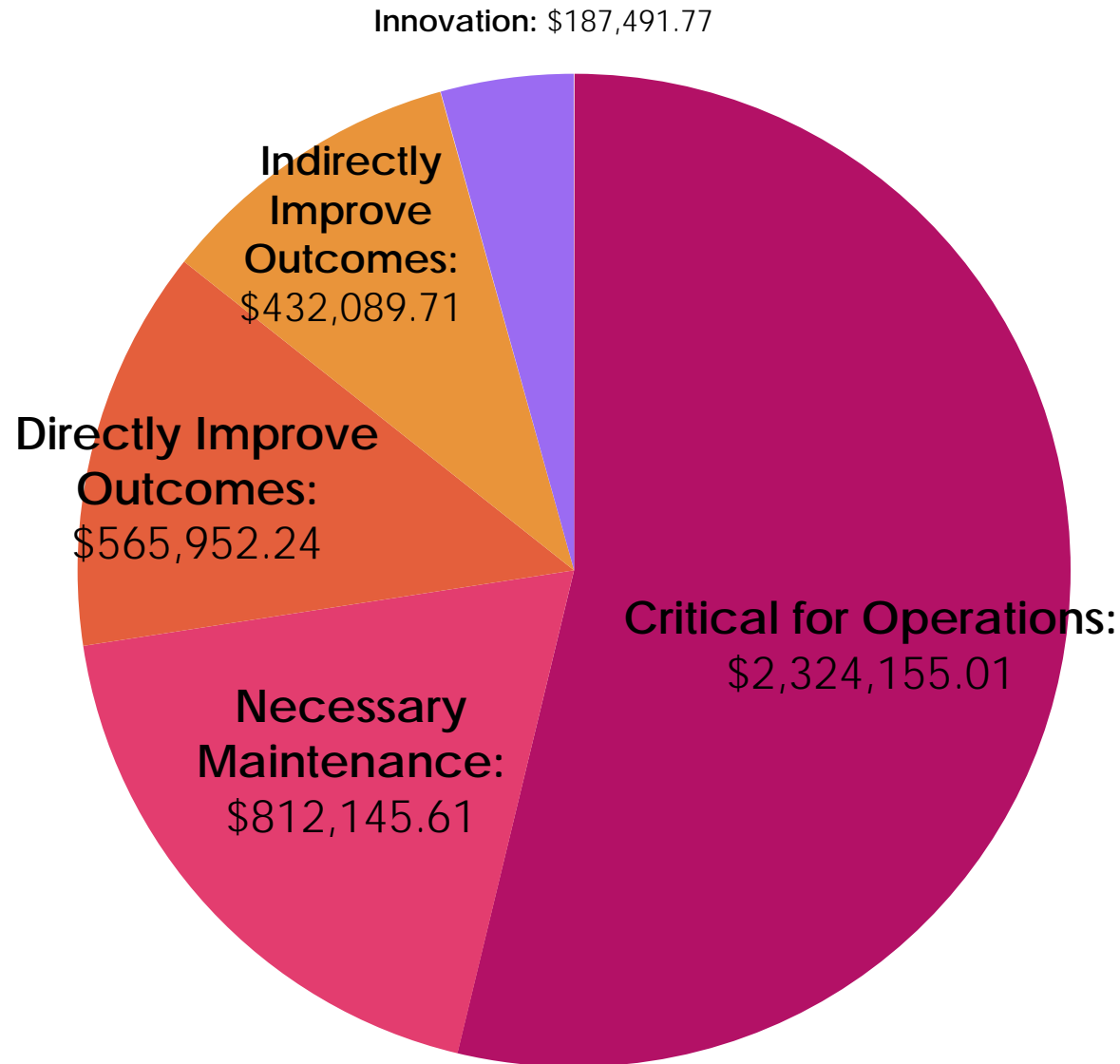

RECOMMENDATION

3) QUESTIONS

Recap


- Introduction and utilization of the Budget Justification Worksheet – 5 category model with alignment to Program Review, College Goals, and President’s Priorities
- Full Data Picture– comprehensive and accurately reflects need of discretionary and non-discretionary expenses
- Unanimous FC vote– Utilize budget worksheets and prior years’ spending to make resource allocation recommendations to the CAC – no budget hearings

San Jose City College 2016/17 Budget Request Summary



**Total Campus
Request:
\$4,321.834.30**

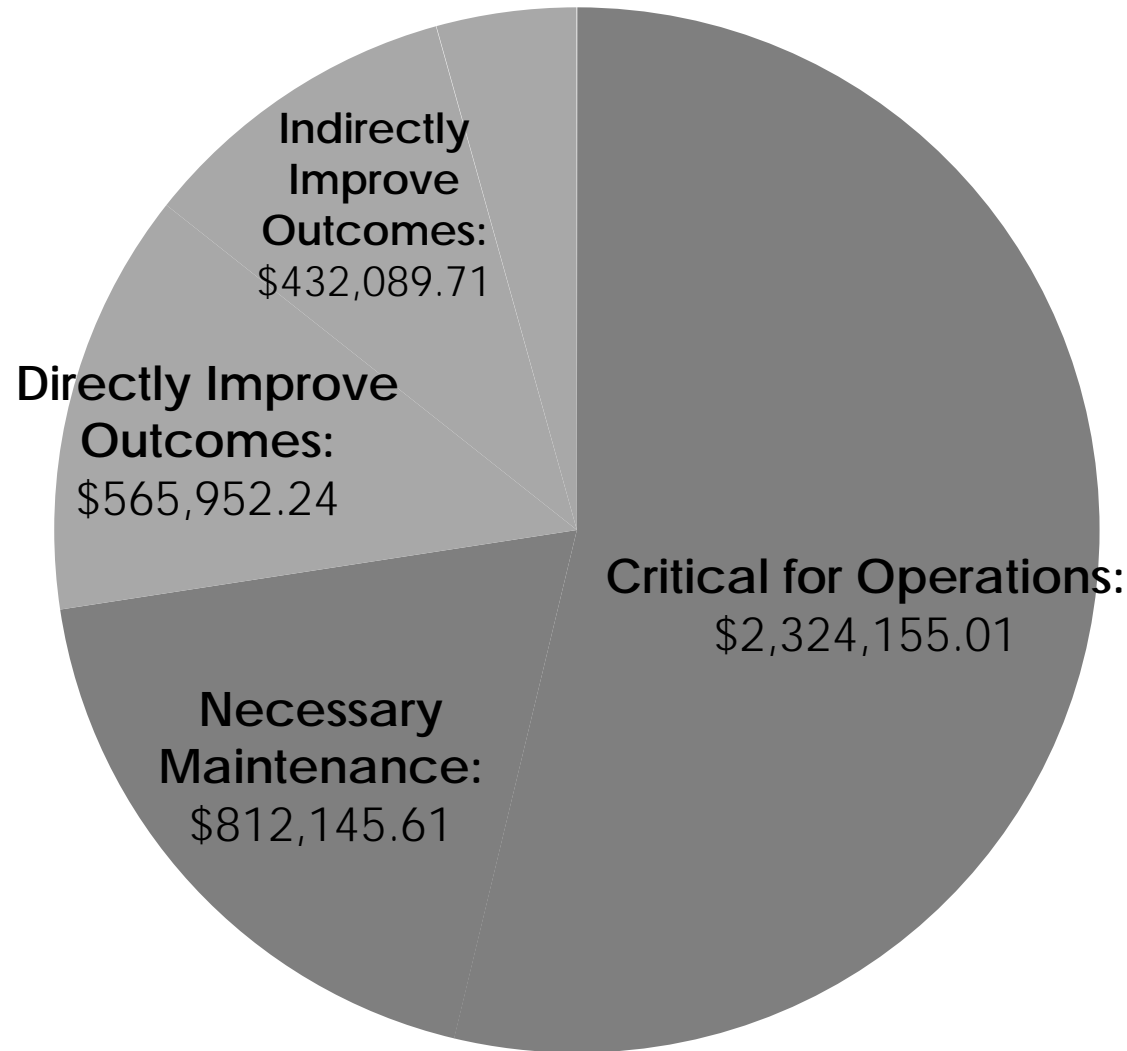
San Jose City College 2016/17 Budget Request Summary



Discretionary:
\$1,185,533.72

Expected 2016/17 Allocation:
\$1,149,000.00

Non-Discretionary:
\$3,136,300.62



3-3-16 Recommendation to College Advisory Council (CAC)

- ▶ **Resolve the “square peg” dilemma**
 - ▶ One-time injection of funds to ‘right the ship’
 - ▶ Develop a timeline to address deferred maintenance on an amortized schedule
 - ▶ Use the anticipated 2016-17 allocation (\$1.149 million) to fund categories 3,4,5

In the meantime...

- ▶ Funding Sources Anticipated to be Available to SJCC
 - ▶ Fund 10 = \$1.149 million
 - ▶ Non-Fund 10 = \$1.388 million
 - ▶ State Block Grant – Instructional Equipment
 - ▶ Lottery or Prop 20 Funds – Instructional Supplies
 - ▶ Classified and Hourly assistants – vacant positions
 - ▶ Bond – Furniture
 - ▶ Perkins

In the meantime...

- ▶ Retain transparency
- ▶ Retain objectivity
- ▶ Reward the divisions' /departments' good faith efforts to look critically at requests and categorize appropriately
- ▶ Provide all primary budget officer areas with discretionary funds to allocate at the division and department level

4-1-16 FC Funding Methodology

Recommendation to CAC 2016-17

Allocate 80.20%+ of each budget officer's total request for Categories 1 and 2

Methodology:

- ▶ Sum Total Requests for Categories 1 and 2
- ▶ Calculate request of each budget officer as a percentage of the Total Requests
- ▶ Allocate all non-Fund 10 dollars where applicable (across categories 1 through 5)
- ▶ Maximize Fund 10 dollars to reach 80.20%+ for each budget officer

Funding Methodology Recommendation

Budget Unit	Total Requested (Category 1 & 2)	Non-Fund 10 Allocation	Balance Unfunded	Unfunded % of Total Request	E - Modifier	Fund 10 Allocation (F*B)	TOTAL ALLOCATION	% of Total Request Funded	% of Grand Total Requested	% of Grand Total Allocated	Delta
Director of METAS	\$17,973.00	\$17,373.00	\$600.00	3.34%	0.00%	\$0.00	\$17,373.00	96.66%	0.58%	0.68%	0.11%
Dean Business and Workforce Development	\$430,064.00	\$377,966.40	\$52,097.60	12.11%	0.00%	\$0.00	\$377,966.40	87.89%	13.78%	14.89%	1.11%
Dean Language Arts Division	\$291,004.00	\$223,355.00	\$67,649.00	23.25%	3.45%	\$10,030.21	\$233,385.21	80.20%	9.33%	9.19%	-0.13%
Dean Math and Science	\$419,674.00	\$316,788.20	\$102,885.80	24.52%	4.72%	\$19,790.35	\$336,578.55	80.20%	13.45%	13.26%	-0.19%
Dean, Humanities & Social Science	\$49,935.00	\$33,603.36	\$16,331.64	32.71%	12.91%	\$6,444.51	\$40,047.87	80.20%	1.60%	1.58%	-0.02%
Dean Enrollment Services	\$38,000.00	\$18,000.00	\$20,000.00	52.63%	32.83%	\$12,476.00	\$30,476.00	80.20%	1.22%	1.20%	-0.02%
Dean PE and Athletics	\$383,500.00	\$164,700.00	\$218,800.00	57.05%	37.25%	\$142,867.00	\$307,567.00	80.20%	12.29%	12.11%	-0.17%
Manager Facilities	\$432,010.00	\$145,000.00	\$287,010.00	66.44%	46.64%	\$201,472.02	\$346,472.02	80.20%	13.84%	13.65%	-0.20%
Director, Student Development & Activities	\$54,780.00	\$10,000.06	\$44,779.94	81.75%	61.95%	\$33,933.50	\$43,933.56	80.20%	1.76%	1.73%	-0.02%
Vice President Instructional Affairs	\$338,500.00	\$55,964.00	\$282,536.00	83.47%	63.67%	\$215,513.00	\$271,477.00	80.20%	10.85%	10.69%	-0.15%
Dean Counseling	\$95,712.00	\$15,000.08	\$80,711.92	84.33%	64.53%	\$61,760.94	\$76,761.02	80.20%	3.07%	3.02%	-0.04%
Vice President Administrative Services	\$511,600.00	\$11,000.00	\$500,600.00	97.85%	78.05%	\$399,303.20	\$410,303.20	80.20%	16.39%	16.16%	-0.23%
Vice President Student Services	\$7,350.00	\$0.00	\$7,350.00	100.00%	80.20%	\$5,894.70	\$5,894.70	80.20%	0.24%	0.23%	0.00%
College President	\$50,500.00	\$0.00	\$50,500.00	100.00%	80.20%	\$40,501.00	\$40,501.00	80.20%	1.62%	1.60%	-0.02%
Grand Total Requested	\$3,120,602.00	\$1,388,750.10				TOTAL FUND 10 ALLOCATION: \$1,149,986.43	\$2,538,736.53				



Questions??

FC Breakout Session

1:30-3pm

B204