

# 2017 FALL FAST FACTS\*

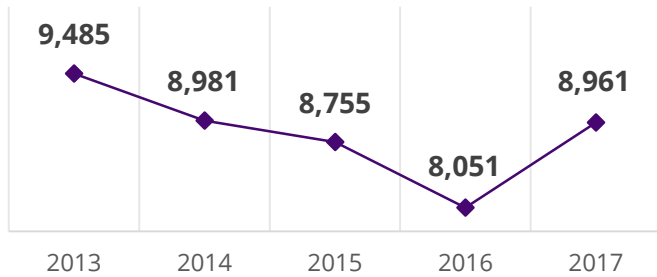
SAN JOSÉ CITY COLLEGE | WWW.SJCC.EDU

(\*AT CENSUS)

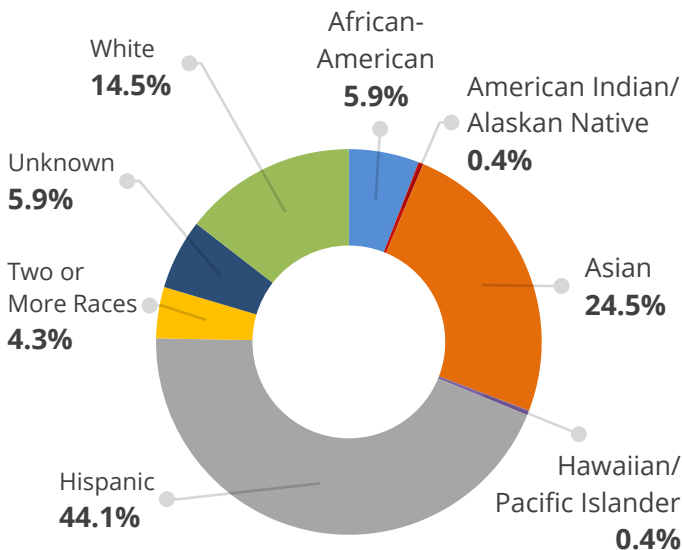
## STUDENT ENROLLMENT

Headcount	8,961
Full-Time Equivalent	2,599

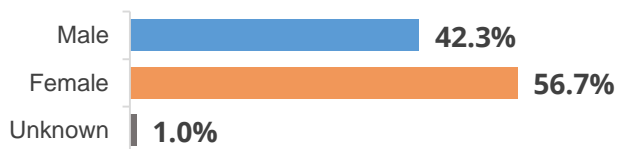
## FIVE-YEAR TREND (HEADCOUNT)



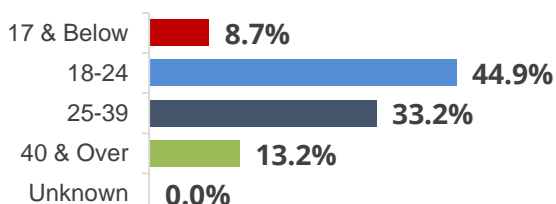
## STUDENT ETHNICITY



## STUDENT GENDER



## STUDENT AGE



## NUMBER OF SECTIONS OFFERED

Credit	828
Non-Credit	15

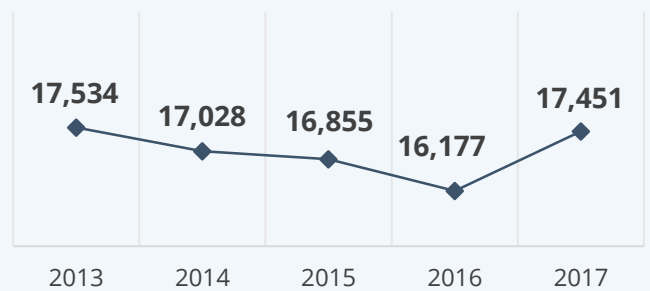
## STUDENT CREDIT LOAD

Full-Time	26.7%
Part-Time	73.3%

## DISTRICT FALL ENROLLMENT

Headcount (unduplicated)	17,451
Full-Time Equivalent	5,519

## DISTRICT FIVE-YEAR TREND (HEADCOUNT)



## DISTRICT ENROLLMENT BY RESIDENCE

Cities with over 100 Students

City	Headcount	Percentage
San José	14,879	85.2%
Milpitas	315	1.8%
Morgan Hill	298	1.7%
Santa Clara	265	1.5%
Campbell	233	1.3%
Gilroy	172	1.0%
Sunnyvale	124	0.7%
Other	1,165	6.7%

## DISTRICT (2016-17) ANNUAL ENROLLMENT

Headcount (unduplicated)	26,059
Full-Time Equivalent	12,031